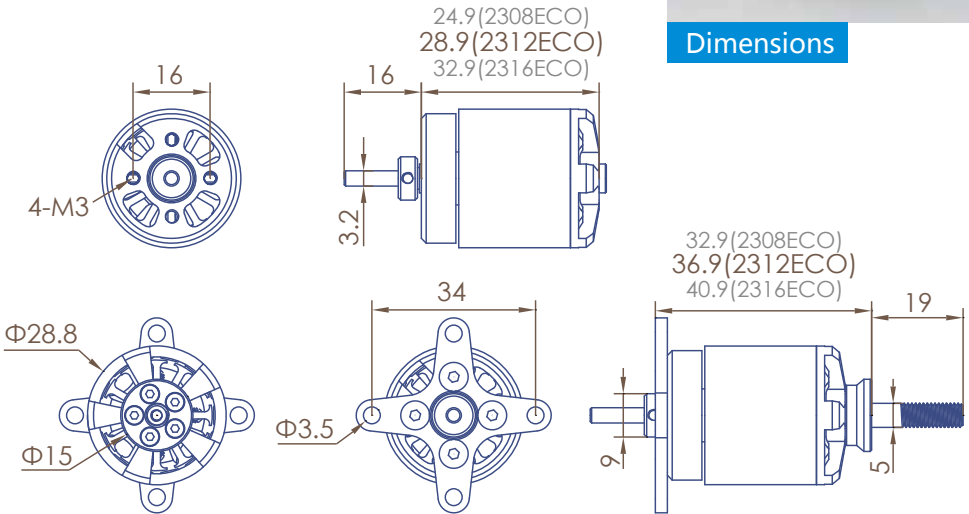




Dimensions

ECO 2312C-V2



Specification

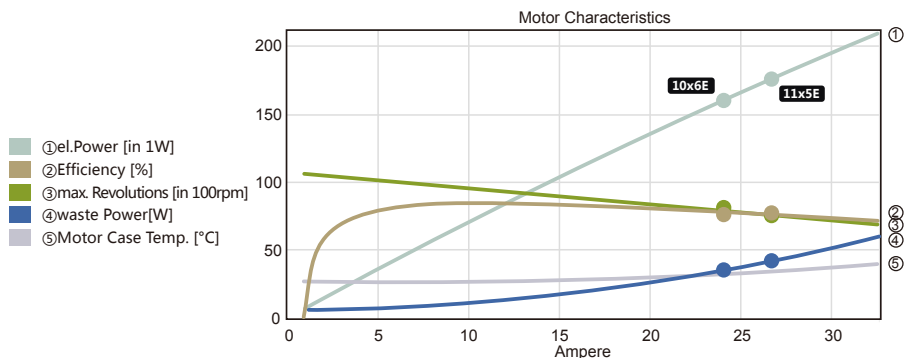
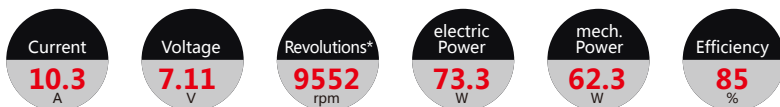
ECO-C Series	ECO 2312C		
SKU(商品编码)	51648	51649	51650
KV(KV值)	1500	1150	960
Turns(匝数)	7	9.5	11.5
Weight(g)(重量)	58	58	58
Dimensions(D x L)[mm](尺寸)	28.8x28.9	28.8x28.9	28.8x28.9
Slots & Poles(槽数, 极数)	12N14P	12N14P	12N14P
Ri(mOhm)(电阻)	46.4	90.8	123.5
I _o @10V (A)(空载电流)	1.1	0.7	0.5
No. of Cells(LiPo)(适用电池)	2.3	2.3	3.4
Max. Efficiency Current[A](效率电流)	16	14	13
Max. Burst Current (15S)[A](最大电流)	26	23	21.5
Max. Power(15S)[W](最大功率)	208	276	258
Max. Torque [N*M](最大扭矩)	0.20	0.23	0.26
Shaft diameter(mm)(轴径)	3.175	3.175	3.175
Mounting holes(安装孔距)	16/16	16/16	16/16
Input Connectors(输入链接)	GC3.5	GC3.5	GC3.5
Recommended ESC(调速器)	XC-22-LITE or XC2512BA	XC-22-LITE or XC2512BA	XC-22-LITE or XC2512BA
Propeller(螺旋桨)	2S: 11x5E, 10X6E 3S: 7X5E, 8X4E	2S: 11X7E, 12X6E 3S: 9x6E, 10x5E	3S: 10x5E, 10X7E 4S: 9X4.5E, 8X6E
Class(适用机种)	400 size, 400-800g sports airplanes		

Specification

ECO-C Series	ECO 2312C	
SKU(商品编码)	51651	51685
KV(KV值)	840	760
Turns(匝数)	13	14.5
Weight(g)(重量)	58	58
Dimensions(D x L)[mm](尺寸)	28.8x28.9	28.8x28.9
Slots & Poles(槽数, 极数)	12N14P	12N14P
Ri(mOhm)(电阻)	140.0	164
Io @10V (A)(空载电流)	0.5	0.4
No.of Cells(LiPo)(适用电池)	3.4	4.5
Max. EfficiencyCurrent[A](效率电流)	12	10
Max. Burst Current (15S)[A](最大电流)	19	16
Max. Power(15S)[W](最大功率)	304	256
Max. Torque [N*M](最大扭矩)	0.26	0.24
Shaft diameter(mm)(轴径)	3.175	3.175
Mountingholes pitch(安装孔距)	16/16	16/16
Input Connectors(输入链接)	GC3.5	GC3.5
RecommendedESC(调速器)	XC-22-LITE or XC2512BA	XC-22-LITE or XC2512BA
Propeller(螺旋桨)	3S: 11x7E, 12x6E 4S: 9x6E, 10x5E	4S: 11x5E, 10x5E 5S: 9x6, 8x5E
Class(适用机种)	400 size, 400-800g sports airplanes	

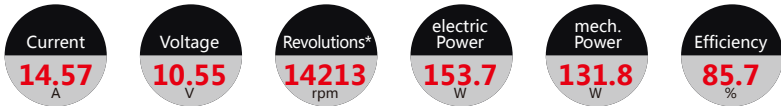
ECO 2312C (1500KV)

7.4V Motor @ Optimum Efficiency 最佳效率点



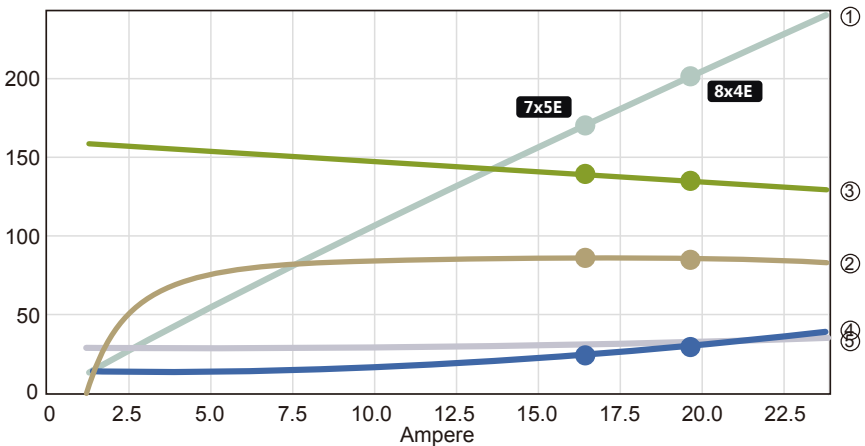
Voltage (V)	Propeller (RPM)	Throttle (%)	Current (A)	Volage (V)	el. Power (W)	Efficiency (%)	Thrust (g)	Spec. Thrust (g/W)
7.4V (2S LIPO)	10x6E							
	3000	32	1.5	7.4	11.1	77.2	161	14.5
	3500	38	2.4	7.4	17.2	78.9	219	12.7
	4000	44	3.5	7.3	25.5	79.6	287	11.2
	4500	51	5.1	7.3	36.2	79.8	363	10
	5000	58	7	7.3	49.8	79.6	448	9
	5500	65	9.5	7.2	66.6	79.2	542	8.1
	6000	72	12.5	7.1	87.1	78.6	645	7.4
	6500	80	16.2	7.1	111.7	77.9	757	6.8
	7000	89	20.7	7	140.8	77.2	877	6.2
	7500	99	26.2	6.9	175	76.4	1007	5.8
	7561	100	27.2	6.8	180.6	76.1	1024	5.7
	11x5E							
	2400	25	0.7	7.4	5.1	71.1	93	18.4
	3000	31	1.3	7.4	9.2	76.3	145	15.8
	3600	38	2.1	7.4	15.3	79	209	13.6
	4200	45	3.3	7.3	24	80.3	285	11.9
	4800	53	5	7.3	35.5	80.8	372	10.5
	5400	61	7.1	7.3	50.6	80.8	471	9.3
	6000	69	9.9	7.2	69.7	80.5	581	8.3
6600	78	13.4	7.1	93.4	80	703	7.5	
7200	88	17.8	7	122.3	79.3	837	6.8	
7800	98	23.2	6.9	156.9	78.6	982	6.3	
7893	100	24.4	6.9	163.8	78.2	1006	6.1	

11.1V Motor @ Optimum Efficiency 最佳效率点



- ① el. Power [in 1W]
- ② Efficiency [%]
- ③ max. Revolutions [in 100rpm]
- ④ waste Power [W]
- ⑤ Motor Case Temp. [°C]

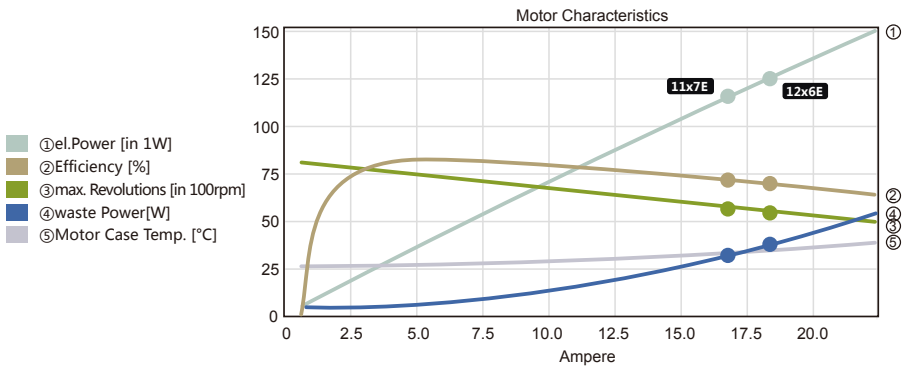
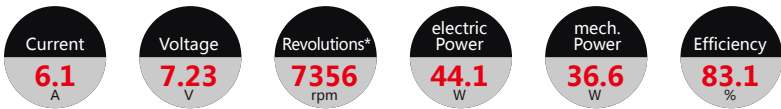
Motor Characteristics



Voltage (V)	Propeller (RPM)	Throttle (%)	Current (A)	Volage (V)	el. Power (W)	Efficiency (%)	Thrust (g)	Spec. Thrust (g/W)
11.1V (3S LIPO)	7x5E							
	3000	19	0.3	11.1	2.8	50	42	14.8
	4000	26	0.5	11.1	5.3	62.9	74	14
	5000	32	0.8	11.1	9.1	71.2	115	12.6
	6000	39	1.3	11.1	14.7	76.6	166	11.3
	7000	46	2	11	22.3	80	226	10.2
	8000	53	3	11	32.3	82.3	295	9.1
	9000	60	4.1	11	45.2	83.9	374	8.3
	10000	68	5.7	10.9	61.3	84.8	461	7.5
	11000	75	7.5	10.9	80.9	85.5	558	6.9
	12000	83	9.8	10.8	104.6	85.9	664	6.4
	13000	91	12.5	10.7	132.6	86.1	780	5.9
	14028	100	16	10.6	167.5	85.7	908	5.4
	8x4E							
	4000	26	0.6	11.1	6.6	68.8	88	13.4
	5000	33	1.1	11.1	11.7	75.8	138	11.8
	6000	40	1.7	11	19.2	79.9	198	10.4
	7000	47	2.7	11	29.5	82.5	270	9.2
	8000	54	4	11	43.2	84	353	8.2
	9000	62	5.6	10.9	60.9	85	446	7.3
	10000	69	7.7	10.9	83	85.5	551	6.6
	11000	78	10.3	10.8	110.2	85.7	667	6.1
	12000	86	13.6	10.7	143	85.7	794	5.5
	13000	95	17.5	10.6	182	85.6	931	5.1
	13504	100	19.9	10.5	205.9	85.1	1005	4.9

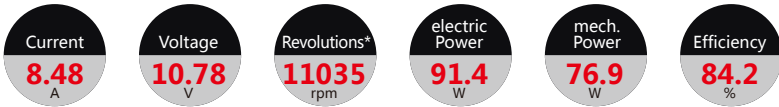
ECO 2312C (1150KV)

7.4V Motor @ Optimum Efficiency 最佳效率点



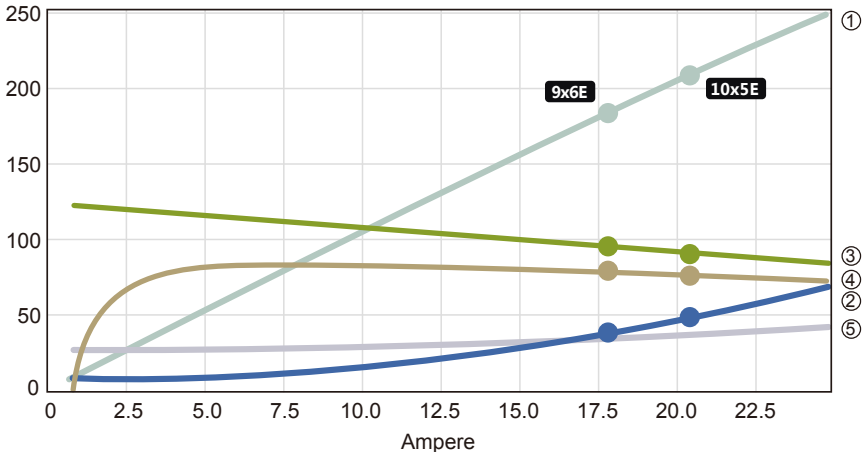
Voltage (V)	Propeller (RPM)	Throttle (%)	Current (A)	Voltage (V)	el. Power (W)	Efficiency (%)	Thrust (g)	Spec. Thrust (g/W)
7.4V (2S LIPO)	11x7E							
	2800	41	1.8	7.4	12.8	75.9	197	15.3
	3200	47	2.6	7.3	19	76.5	257	13.5
	3600	55	3.7	7.3	27.1	76.4	325	12
	4000	62	5.2	7.3	37.4	76	401	10.7
	4400	70	7	7.3	50.1	75.4	485	9.7
	4800	78	9.3	7.2	65.7	74.6	578	8.8
	5200	87	12	7.2	84.6	73.8	678	8
	5600	96	15.4	7.1	106.9	72.9	786	7.4
	5757	100	16.9	7.1	117.4	72.3	831	7.1
	12x6E							
	2400	35	1.4	7.4	10	74.4	161	16.1
	2800	42	2.2	7.4	15.7	75.2	219	13.9
	3200	49	3.2	7.3	23.5	75.1	286	12.2
	3600	57	4.7	7.3	33.7	74.6	362	10.7
	4000	65	6.5	7.3	46.7	73.8	446	9.6
	4400	73	8.9	7.2	62.9	72.9	540	8.6
	4800	82	11.8	7.2	82.9	71.9	643	7.8
	5200	92	15.4	7.1	107	70.8	754	7
	5498	100	18.7	7	128.7	69.7	843	6.6

11.1V Motor @ Optimum Efficiency 最佳效率点



- ① el.Power [in 1W]
- ② Efficiency [%]
- ③ max. Revolutions [in 100rpm]
- ④ waste Power[W]
- ⑤ Motor Case Temp. [°C]

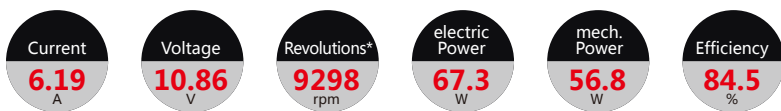
Motor Characteristics



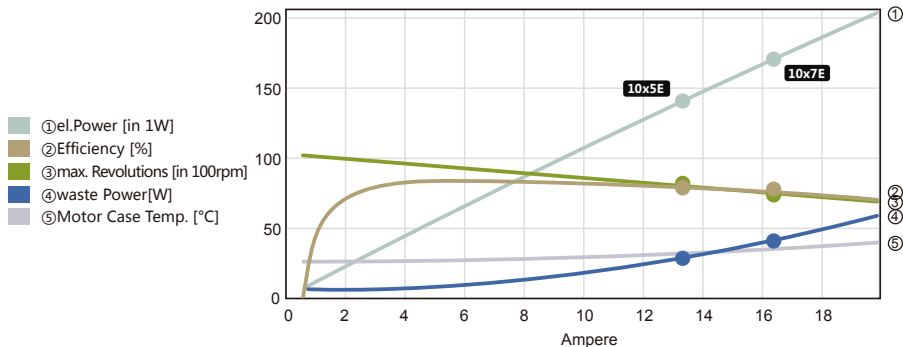
Voltage (V)	Propeller (RPM)	Throttle (%)	Current (A)	Voltage (V)	el. Power (W)	Efficiency (%)	Thrust (g)	Spec. Thrust (g/W)	
9x6E									
11.1V (3S LIPO)	2800	25	0.5	11.1	5.3	71	92	17.5	
	3500	31	0.9	11.1	9.6	76.5	144	15.1	
	4200	38	1.4	11.1	15.9	79.4	208	13.1	
	4900	45	2.3	11	24.8	80.9	283	11.4	
	5600	52	3.4	11	36.7	81.6	369	10.1	
	6300	60	4.8	11	52.1	81.7	467	9	
	7000	68	6.6	10.9	71.7	81.5	577	8	
	7700	76	8.9	10.8	95.9	81.2	698	7.3	
	8400	85	11.8	10.7	125.3	80.6	830	6.6	
	9100	94	15.3	10.6	160.5	80	975	6.1	
	9528	100	18	10.5	187.1	79.1	1069	5.7	
	10x5E								
	3000	27	0.7	11.1	7.8	75.1	121	15.6	
	3600	33	1.2	11.1	12.9	78.2	174	13.5	
	4200	39	1.8	11	20.1	79.8	237	11.8	
	4800	45	2.7	11	29.8	80.5	310	10.4	
	5400	52	3.9	11	42.3	80.6	392	9.3	
	6000	59	5.4	10.9	58.1	80.4	484	8.3	
	6600	66	7.2	10.9	77.8	80	586	7.5	
	7200	73	9.5	10.8	101.7	79.4	697	6.9	
7800	81	12.3	10.7	130.4	78.8	819	6.3		
8400	89	15.7	10.6	164.4	78.1	949	5.8		
9000	98	19.7	10.5	204.2	77.3	1090	5.3		
9096	100	20.7	10.5	213.3	76.7	1113	5.2		

ECO 2312C (960KV)

11.1V Motor @ Optimum Efficiency 最佳效率点

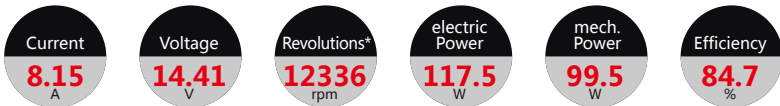


Motor Characteristics



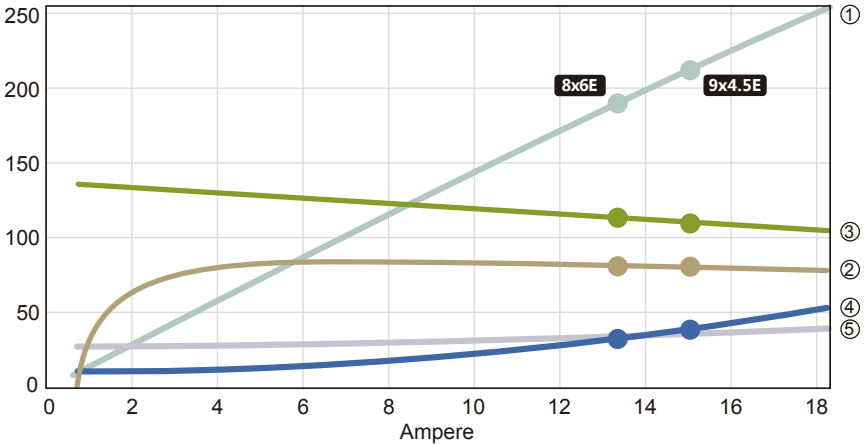
Voltage (V)	Propeller (RPM)	Throttle (%)	Current (A)	Volage (V)	el. Power (W)	Efficiency (%)	Thrust (g)	Spec. Thrust (g/W)	
10x5E									
11.1V (3S LIPO)	3000	32	0.7	11.1	7.6	76.5	121	15.8	
	3600	39	1.2	11.1	12.7	79.4	174	13.7	
	4200	46	1.8	11	19.8	80.8	237	12	
	4800	54	2.7	11	29.4	81.4	310	10.5	
	5400	61	3.8	11	41.8	81.5	392	9.4	
	6000	69	5.3	10.9	57.5	81.3	484	8.4	
	6600	78	7.1	10.9	76.9	80.9	586	7.6	
	7200	86	9.4	10.8	100.6	80.3	697	6.9	
	7800	96	12.1	10.7	128.9	79.7	819	6.3	
	8058	100	13.6	10.7	143.8	79	873	6.1	
	10x7E								
	3000	33	1	11.1	10.5	77.9	170	16.1	
	3500	39	1.5	11.1	16.4	79.3	231	14.1	
	4000	46	2.2	11	24.3	79.8	301	12.4	
4500	52	3.2	11	34.6	79.8	381	11		
5000	59	4.4	11	47.7	79.5	471	9.9		
5500	66	5.9	10.9	63.9	78.9	570	8.9		
6000	74	7.8	10.9	83.6	78.3	678	8.1		
6500	82	10.1	10.8	107.4	77.5	796	7.4		
7000	90	12.8	10.7	135.5	76.7	923	6.8		
7500	99	16.1	10.6	168.5	75.9	1059	6.3		
7553	100	16.6	10.6	173.8	75.4	1074	6.2		

14.8V Motor @ Optimum Efficiency 最佳效率点



- ① el.Power [in 1W]
- ② Efficiency [%]
- ③ max. Revolutions [in 100rpm]
- ④ waste Power[W]
- ⑤ Motor Case Temp. [°C]

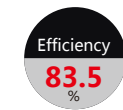
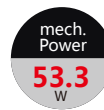
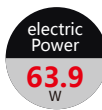
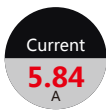
Motor Characteristics



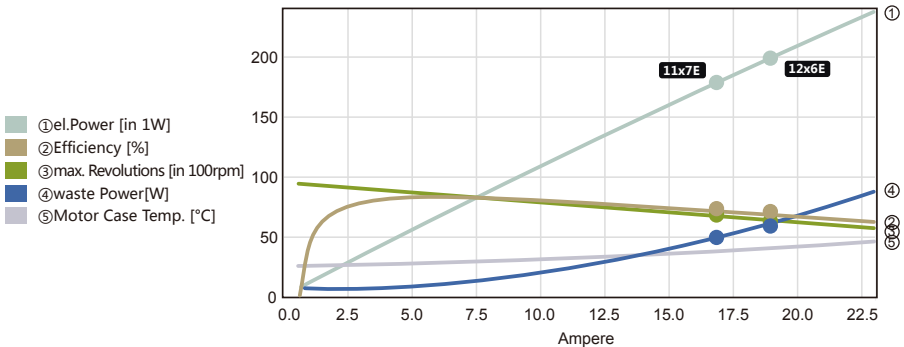
Voltage (V)	Propeller (RPM)	Throttle (%)	Current (A)	Volage (V)	el. Power (W)	Efficiency (%)	Thrust (g)	Spec. Thrust (g/W)
14.8V (4S LIPO)	8x6E							
	3200	25	0.3	14.8	5	70.2	85	17
	4000	31	0.6	14.8	8.9	76.5	132	14.9
	4800	38	1	14.8	14.7	80.1	190	13
	5600	44	1.5	14.7	22.7	82.2	259	11.4
	6400	51	2.3	14.7	33.4	83.4	339	10.1
	7200	58	3.2	14.7	47.3	84	429	9.1
	8000	66	4.4	14.6	64.7	84.2	529	8.2
	8800	73	5.9	14.6	86.1	84.2	640	7.4
	9600	81	7.8	14.5	112.1	84	762	6.8
	10400	89	10	14.4	143	83.7	894	6.3
	11200	98	12.6	14.3	179.4	83.3	1037	5.8
	11389	100	13.5	14.2	190.9	82.6	1072	5.6
	9x4.5E							
	3200	25	0.4	14.8	5.8	72.8	90	15.7
	4000	31	0.7	14.8	10.5	78.2	141	13.5
	4800	38	1.2	14.8	17.4	81.1	203	11.7
	5600	45	1.9	14.7	27.1	82.7	277	10.2
	6400	52	2.7	14.7	40.2	83.4	362	9
	7200	60	3.9	14.6	57	83.7	458	8
	8000	67	5.4	14.6	78.3	83.6	565	7.2
	8800	75	7.3	14.5	104.5	83.3	684	6.5
9600	83	9.5	14.4	136.4	82.9	813	6	
10400	92	12.3	14.3	174.5	82.4	955	5.5	
11078	100	15.3	14.2	214.5	81.4	1083	5.1	

ECO 2312C (840KV)

11.1V Motor @ Optimum Efficiency 最佳效率点

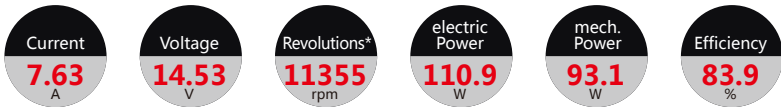


Motor Characteristics



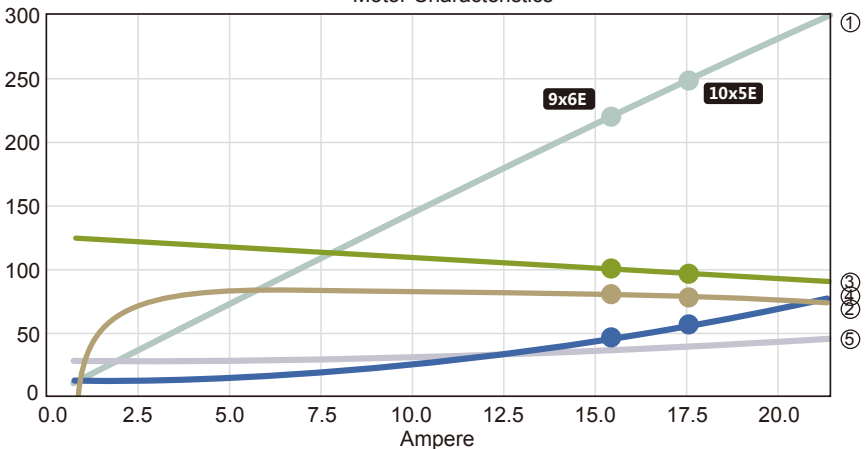
Voltage (V)	Propeller (RPM)	Throttle (%)	Current (A)	Voltage (V)	el. Power (W)	Efficiency (%)	Thrust (g)	Spec. Thrust (g/W)
11.1V (3S LIPO)	11x7E							
	2500	31	0.8	11.1	9.2	75.4	157	17
	3000	37	1.4	11.1	15.6	77	226	14.5
	3500	45	2.2	11.1	24.6	77.4	307	12.5
	4000	52	3.4	11	36.8	77.2	401	10.9
	4500	60	4.8	11	52.8	76.5	508	9.6
	5000	69	6.7	11	73.3	75.7	627	8.6
	5500	77	9.2	10.9	98.8	74.7	758	7.7
	6000	87	12.1	10.8	130.2	73.6	902	6.9
	6500	96	15.8	10.8	168	72.5	1059	6.3
	6672	100	17.4	10.7	184.2	71.8	1116	6.1
	12x6E							
	2400	30	0.9	11.1	9.9	75.1	161	16.2
	2800	36	1.4	11.1	15.5	76	219	14.1
	3200	42	2.1	11.1	23.2	76.2	286	12.3
	3600	48	3	11	33.1	75.9	362	10.9
	4000	54	4.2	11	45.8	75.3	446	9.7
	4400	61	5.7	11	61.6	74.4	540	8.8
	4800	68	7.5	10.9	81	73.5	643	7.9
	5200	76	9.7	10.9	104.4	72.5	754	7.2
5600	83	12.3	10.8	132.3	71.5	875	6.6	
6000	92	15.5	10.8	165.1	70.4	1004	6.1	
6376	100	19.2	10.7	202.7	69.1	1134	5.6	

14.8V Motor @ Optimum Efficiency 最佳效率点



- ① el.Power [in 1W]
- ② Efficiency [%]
- ③ max. Revolutions [in 100rpm]
- ④ waste Power[W]
- ⑤ Motor Case Temp. [°C]

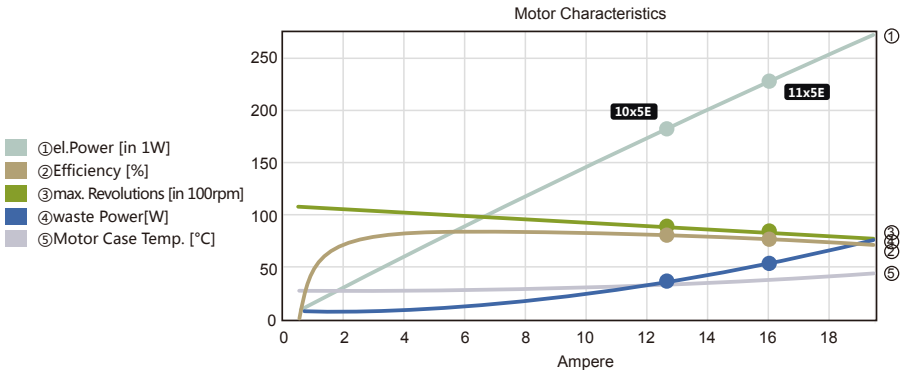
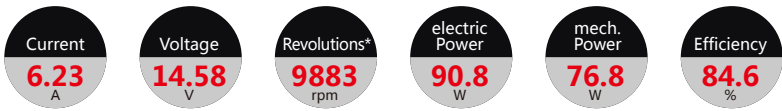
Motor Characteristics



Voltage (V)	Propeller (RPM)	Throttle (%)	Current (A)	Voltage (V)	el. Power (W)	Efficiency (%)	Thrust (g)	Spec. Thrust (g/W)	
9x6E									
14.8V (4S LIPO)	2800	24	0.4	14.8	5.3	70.5	92	17.4	
	3500	30	0.6	14.8	9.6	76.3	144	15.1	
	4200	37	1.1	14.8	15.9	79.5	208	13.1	
	4900	43	1.7	14.8	24.7	81.2	283	11.4	
	5600	50	2.5	14.7	36.5	82	369	10.1	
	6300	57	3.5	14.7	51.8	82.3	467	9	
	7000	65	4.9	14.7	71.1	82.2	577	8.1	
	7700	72	6.5	14.6	94.9	82	698	7.4	
	8400	80	8.6	14.6	123.9	81.5	830	6.7	
	9100	88	11	14.5	158.6	81	975	6.1	
	9800	97	13.9	14.4	199.5	80.4	1130	5.7	
	10061	100	15.4	14.4	219.1	79.6	1191	5.4	
	10x5E								
	2800	24	0.4	14.8	6.5	73.4	105	16.3	
	3500	31	0.8	14.8	11.9	77.9	165	13.8	
	4200	37	1.4	14.8	20	80.1	237	11.9	
4900	44	2.1	14.7	31.4	81	323	10.3		
5600	52	3.2	14.7	46.8	81.3	422	9		
6300	59	4.6	14.7	66.7	81.1	534	8		
7000	67	6.3	14.6	92.1	80.6	659	7.2		
7700	75	8.5	14.6	123.5	80	798	6.5		
8400	84	11.3	14.5	161.8	79.3	949	5.9		
9100	92	14.6	14.4	207.8	78.5	1114	5.4		
9647	100	17.8	14.3	252.8	77.3	1252	5		

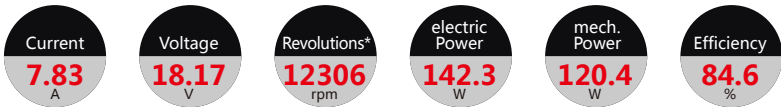
ECO 2312C (760KV)

14.8V Motor @ Optimum Efficiency 最佳效率点



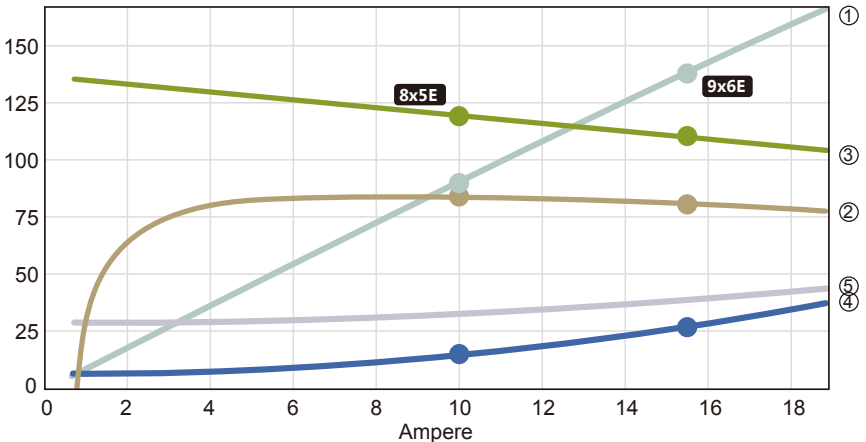
Voltage (V)	Propeller (RPM)	Throttle (%)	Current (A)	Voltage (V)	el. Power (W)	Efficiency (%)	Thrust (g)	Spec. Thrust (g/W)
14.8V (4S LIPO)	10x5E							
	3000	30	0.5	14.8	7.7	75.9	121	15.7
	3600	36	0.9	14.8	12.7	79.4	174	13.7
	4200	43	1.3	14.8	19.7	81.2	237	12
	4800	49	2	14.7	29.1	82.2	310	10.6
	5400	56	2.8	14.7	41.3	82.6	392	9.5
	6000	64	3.9	14.7	56.6	82.6	484	8.6
	6600	71	5.2	14.7	75.5	82.4	586	7.8
	7200	78	6.8	14.6	98.4	82.1	697	7.1
	7800	86	8.7	14.6	125.9	81.6	819	6.5
	8400	94	11	14.5	158.3	81.1	949	6
	8793	100	12.8	14.4	184.2	80.2	1040	5.6
	11x5E							
	3000	31	0.7	14.8	10.9	78.3	161	14.7
	3600	38	1.3	14.8	18.4	80.2	232	12.6
	4200	45	2	14.7	29	80.9	316	10.9
	4800	52	3	14.7	43.3	80.9	413	9.5
	5400	59	4.2	14.7	62	80.5	522	8.4
	6000	67	5.9	14.6	85.7	79.9	645	7.5
	6600	76	7.9	14.6	115.1	79.2	780	6.8
	7200	84	10.5	14.5	151	78.3	928	6.1
	7800	93	13.6	14.4	194.3	77.4	1089	5.6
	8223	100	16.3	14.3	231.8	76.3	1211	5.2

18.5V Motor @ Optimum Efficiency 最佳效率点



- ① el.Power [in 2W]
- ② Efficiency [%]
- ③ max. Revolutions [in 100rpm]
- ④ waste Power[W]
- ⑤ Motor Case Temp. [°C]

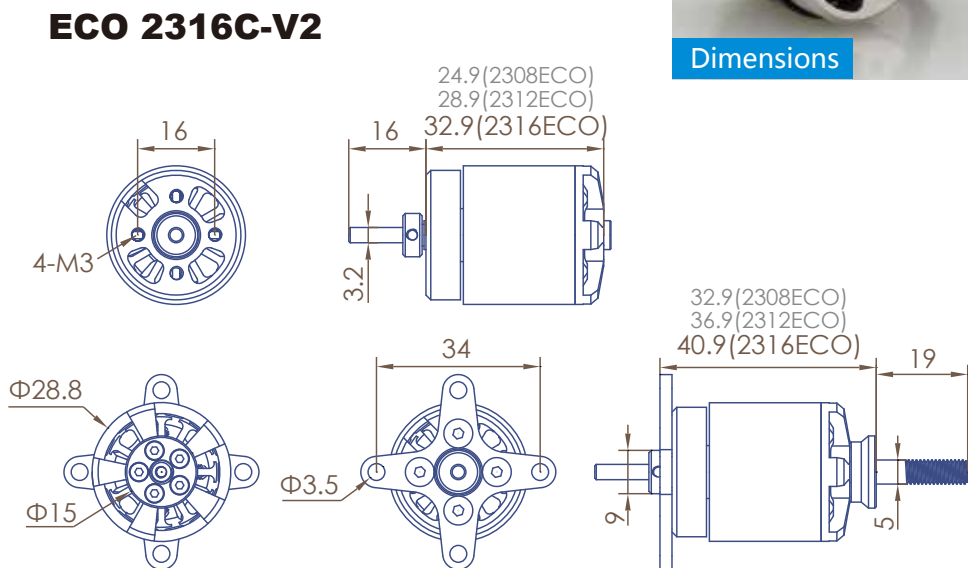
Motor Characteristics



Voltage (V)	Propeller (RPM)	Throttle (%)	Current (A)	Volage (V)	el. Power (W)	Efficiency (%)	Thrust (g)	Spec. Thrust (g/W)
18.5V (5S LIPO)	8x5E							
	2700	21	0.2	18.5	3	58.1	50	16.7
	3600	28	0.3	18.5	6	69.4	89	15
	4500	35	0.6	18.5	10.6	76.1	139	13.1
	5400	42	0.9	18.5	17.4	80	201	11.5
	6300	49	1.5	18.5	26.9	82.4	273	10.2
	7200	57	2.1	18.4	39.5	83.7	357	9
	8100	65	3	18.4	55.7	84.5	452	8.1
	9000	72	4.1	18.4	76.1	84.9	558	7.3
	9900	80	5.5	18.3	101.1	85.1	675	6.7
	10800	89	7.2	18.3	131.3	85.1	803	6.1
	11700	97	9.2	18.2	167.2	84.9	943	5.6
	12018	100	10.1	18.2	183.2	84.2	995	5.4
	9x6E							
	2400	19	0.2	18.5	3.6	66.1	68	19
	3200	25	0.4	18.5	7.4	75.1	121	16.2
	4000	32	0.7	18.5	13.7	79.7	188	13.8
	4800	39	1.2	18.5	23	82	271	11.8
	5600	46	2	18.4	36	83.1	369	10.3
	6400	53	2.9	18.4	53.5	83.5	482	9
	7200	61	4.2	18.4	76.2	83.5	610	8
	8000	68	5.8	18.3	104.9	83.2	753	7.2
	8800	76	7.7	18.2	140.3	82.8	911	6.5
	9600	85	10.2	18.1	183.4	82.2	1085	5.9
	10400	93	13.1	18	235	81.6	1273	5.4
	10964	100	15.7	17.9	280.4	80.5	1415	5



Dimensions



Specification

ECO-C Series	ECO 2316C			
SKU(商品编码)	51652	51653	51654	51655
KV(KV值)	1500	1250	980	880
Turns(匝数)	5.5	6.5	8.5	9.5
Weight(g)(重量)	72	72	72	72
Dimensions(D x L)[mm](尺寸)	28.8x32.9	28.8x32.9	28.8x32.9	28.8x32.9
Slots & Poles(槽数, 极数)	12N14P	12N14P	12N14P	12N14P
Ri(mOhm)(电阻)	39.0	52.2	80.4	93.0
I _o @10V (A)(空载电流)	1.4	1.0	0.7	0.6
No.of Cells(LiPo)(适用电池)	2.3	2.3	3.4	3.4
Max. EfficiencyCurrent[A](效率电流)	20	18	15	14
Max. Burst Current (15S)[A](最大电流)	33	30	25	23
Max. Power(15S)[W](最大功率)	264	360	300	368
Max. Torque [N*M](最大扭矩)	0.25	0.28	0.29	0.30
Shaft diameter(mm)(轴径)	3.175	3.175	3.175	3.175
Mountingholes pitch(安装孔距)	16/16	16/16	16/16	16/16
Input Connectors(输入链接)	GC3.5	GC3.5	GC3.5	GC3.5
RecommendedESC(调速器)	XC-45-LITE or XC3012BA	XC-45-LITE or XC3012BA	XC-45-LITE or XC3012BA	XC-45-LITE or XC3012BA
Propeller(螺旋桨)	2S:11x5.5E,12x6E 3S:7x5E, 8x6E	2S:12x6E,13x6.5E 3S:9x6E,10x7E	3S: 10x5E, 11x7E 4S: 8x6E, 9x6E	3S: 13x8E, 12x6E 4S: 11x4.5E, 10x5E
Class(适用机种)	450 Class, 600-1100g		For 600-1400g airplanes	

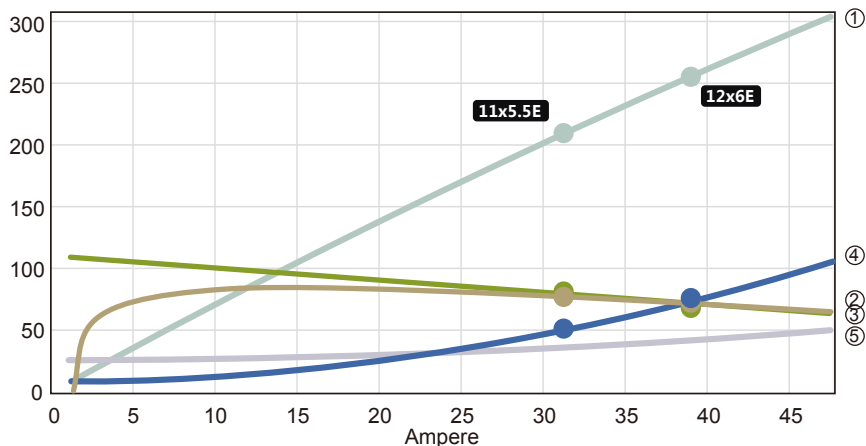
ECO 2316C (1500KV)

7.4V Motor @ Optimum Efficiency 最佳效率点



- ① el.Power [in 1W]
- ② Efficiency [%]
- ③ max. Revolutions [in 100rpm]
- ④ waste Power[W]
- ⑤ Motor Case Temp. [°C]

Motor Characteristics



Voltage (V)	Propeller (RPM)	Throttle (%)	Current (A)	Volage (V)	el. Power (W)	Efficiency (%)	Thrust (g)	Spec. Thrust (g/W)	
11x5.5E									
7.4V (2S LIPO)	3000	32	1.7	7.4	12.4	76.1	177	14.3	
	3500	38	2.6	7.4	19.1	78.2	241	12.6	
	4000	44	3.9	7.3	28.1	79.3	315	11.2	
	4500	50	5.5	7.3	39.8	79.7	399	10	
	5000	57	7.6	7.3	54.6	79.8	492	9	
	5500	63	10.3	7.3	72.9	79.6	596	8.2	
	6000	71	13.5	7.2	95.1	79.1	709	7.5	
	6500	78	17.4	7.2	121.8	78.6	832	6.8	
	7000	86	22.2	7.1	153.4	78	965	6.3	
	7500	95	27.9	7	190.3	77.3	1108	5.8	
	7778	100	31.7	7	214.7	76.6	1192	5.6	
	12x6E								
	3000	33	2.6	7.4	19	76.6	251	13.2	
	3500	40	4.2	7.3	29.9	77.2	342	11.4	
4000	47	6.3	7.3	44.7	77.1	446	10		
4500	54	9	7.3	64.1	76.6	565	8.8		
5000	62	12.6	7.2	88.8	75.8	697	7.9		
5500	70	17.2	7.2	119.7	74.8	844	7		
6000	79	23	7.1	157.6	73.8	1004	6.4		
6500	89	30.1	7	203.3	72.7	1179	5.8		
7000	99	38.9	6.9	257.8	71.7	1367	5.3		
7025	100	39.7	6.8	262.5	71.4	1377	5.2		

11.1V Motor @ Optimum Efficiency 最佳效率点

Current
18.18
A

Voltage
10.69
V

Revolutions*
14371
rpm

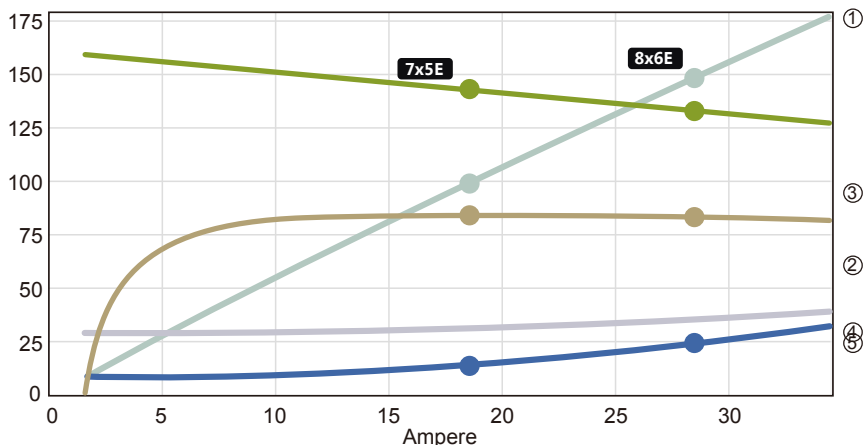
electric Power
194.4
W

mech. Power
165.8
W

Efficiency
85.3
%

- ① el. Power [in 2W]
- ② Efficiency [%]
- ③ max. Revolutions [in 100rpm]
- ④ waste Power[W]
- ⑤ Motor Case Temp. [°C]

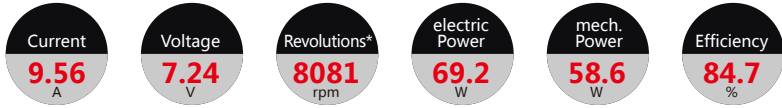
Motor Characteristics



Voltage (V)	Propeller (RPM)	Throttle (%)	Current (A)	Voltage (V)	el. Power (W)	Efficiency (%)	Thrust (g)	Spec. Thrust (g/W)	
7x5E									
11.1V (3S LIPO)	3300	21	0.3	11.1	3.8	48.7	50	13.1	
	4400	28	0.7	11.1	7.2	61.7	89	12.4	
	5500	36	1.1	11.1	12.3	70.1	140	11.3	
	6600	43	1.8	11.1	19.8	75.6	201	10.2	
	7700	50	2.7	11.1	30	79.2	274	9.1	
	8800	58	4	11	43.4	81.6	357	8.2	
	9900	66	5.5	11	60.6	83.2	452	7.5	
	11000	74	7.5	11	82.1	84.3	558	6.8	
	12100	82	10	10.9	108.3	85	676	6.2	
	13200	90	13	10.9	139.9	85.4	804	5.7	
	14300	99	16.5	10.8	177.3	85.7	944	5.3	
	14466	100	17.2	10.8	184.4	85.2	966	5.2	
	8x6E								
		3000	20	0.4	11.1	4.8	60.4	74	15.6
	4000	26	0.9	11.1	9.6	71.2	132	13.8	
	5000	33	1.6	11.1	17.2	77.4	207	12	
	6000	40	2.6	11.1	28.4	80.9	298	10.5	
	7000	48	4	11	44	82.9	405	9.2	
	8000	55	6	11	64.8	84	529	8.2	
	9000	63	8.5	11	91.7	84.6	670	7.3	
	10000	71	11.7	10.9	125.5	84.8	827	6.6	
	11000	79	15.6	10.8	167.1	84.8	1000	6	
	12000	88	20.5	10.8	217.4	84.6	1190	5.5	
	13000	97	26.4	10.7	277.4	84.3	1397	5	
	13324	100	28.9	10.6	301.8	83.7	1468	4.9	

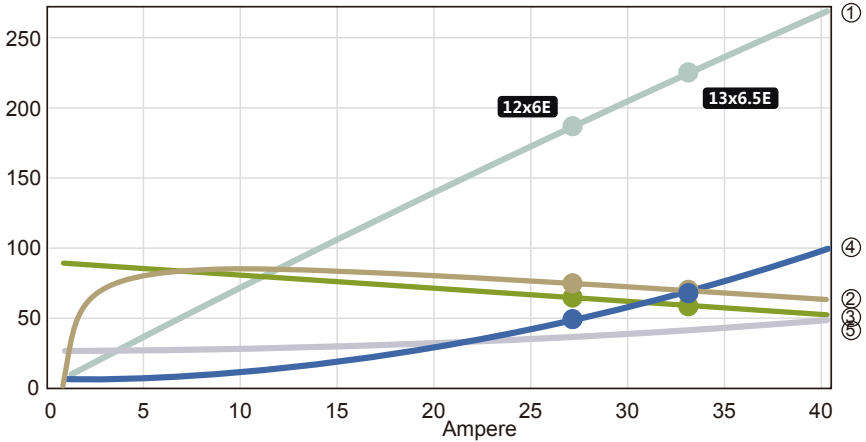
ECO 2316C (1250KV)

7.4V Motor @ Optimum Efficiency 最佳效率点



- ① el.Power [in 1W]
- ② Efficiency [%]
- ③ max. Revolutions [in 100rpm]
- ④ waste Power[W]
- ⑤ Motor Case Temp. [°C]

Motor Characteristics



Voltage (V)	Propeller (RPM)	Throttle (%)	Current (A)	Voltage (V)	el. Power (W)	Efficiency (%)	Thrust (g)	Spec. Thrust (g/W)	
12x6E									
7.4V (2S LIPO)	2800	36	2.1	7.4	15.2	77.6	219	14.4	
	3200	42	3.1	7.4	22.5	78.4	286	12.7	
	3600	49	4.4	7.4	31.9	78.7	362	11.3	
	4000	55	6.1	7.3	43.9	78.5	446	10.2	
	4400	62	8.2	7.3	58.8	78.1	540	9.2	
	4800	69	10.8	7.3	76.8	77.5	643	8.4	
	5200	76	13.9	7.2	98.6	76.8	754	7.7	
	5600	83	17.6	7.2	124.3	76.1	875	7	
	6000	91	22.1	7.2	154.6	75.3	1004	6.5	
	6400	100	27.3	7.1	189.7	74.4	1143	6	
	6403	100	27.5	7.1	191	74.2	1144	6	
	13x6.5E								
	2400	32	2	7.4	14.7	75.8	221	15.1	
	2800	39	3.2	7.4	23.2	76.2	301	13	
3200	45	4.8	7.3	34.7	75.9	393	11.3		
3600	52	7	7.3	49.9	75.2	498	10		
4000	60	9.7	7.3	69.3	74.2	615	8.9		
4400	68	13.2	7.3	93.5	73.2	744	8		
4800	76	17.6	7.2	123.3	72.1	885	7.2		
5200	85	22.9	7.1	159.4	70.9	1039	6.5		
5600	94	29.4	7.1	202.5	69.7	1205	6		
5821	100	33.8	7	230.7	68.9	1302	5.6		

11.1V Motor @ Optimum Efficiency 最佳效率点

Current
13.48
A

Voltage
10.84
V

Revolutions*
12157
rpm

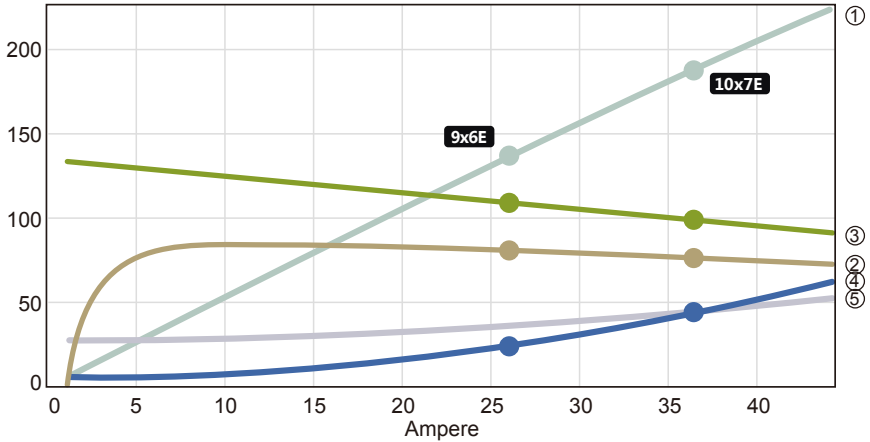
electric Power
146
W

mech. Power
125
W

Efficiency
85.6
%

- ① el.Power [in 2W]
- ② Efficiency [%]
- ③ max. Revolutions [in 100rpm]
- ④ waste Power[W]
- ⑤ Motor Case Temp. [°C]

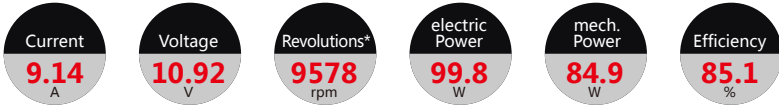
Motor Characteristics



Voltage (V)	Propeller (RPM)	Throttle (%)	Current (A)	Voltage (V)	el. Power (W)	Efficiency (%)	Thrust (g)	Spec. Thrust (g/W)	
9x6E									
11.1V (3S LIPO)	2400	19	0.3	11.1	3.8	62.4	68	18	
	3200	25	0.7	11.1	7.7	72.7	121	15.7	
	4000	32	1.3	11.1	13.9	78.3	188	13.5	
	4800	39	2.1	11.1	23.2	81.3	271	11.7	
	5600	46	3.3	11	36.1	83	369	10.2	
	6400	53	4.9	11	53.3	83.8	482	9	
	7200	61	6.9	11	75.6	84.1	610	8.1	
	8000	68	9.5	10.9	103.7	84.1	753	7.3	
	8800	76	12.8	10.9	138.4	83.9	911	6.6	
	9600	85	16.8	10.8	180.5	83.5	1085	6	
	10400	93	21.6	10.7	230.7	83.1	1273	5.5	
	10963	100	25.8	10.7	273.8	82.3	1414	5.2	
	10x7E								
	2800	23	0.8	11.1	8.8	75.4	148	16.7	
3500	29	1.5	11.1	16.4	79.3	231	14.1		
4200	35	2.5	11.1	27.7	81.1	332	12		
4900	42	4	11	43.6	81.7	452	10.4		
5600	49	6	11	65.1	81.7	591	9.1		
6300	56	8.6	11	93.2	81.3	748	8		
7000	64	11.9	10.9	128.8	80.7	923	7.2		
7700	72	16.1	10.8	173.1	79.9	1117	6.5		
8400	80	21.3	10.7	227.1	79.1	1329	5.9		
9100	89	27.7	10.6	292	78.2	1560	5.3		
9800	99	35.5	10.5	369	77.3	1809	4.9		
9890	100	36.9	10.5	383.4	76.8	1842	4.8		

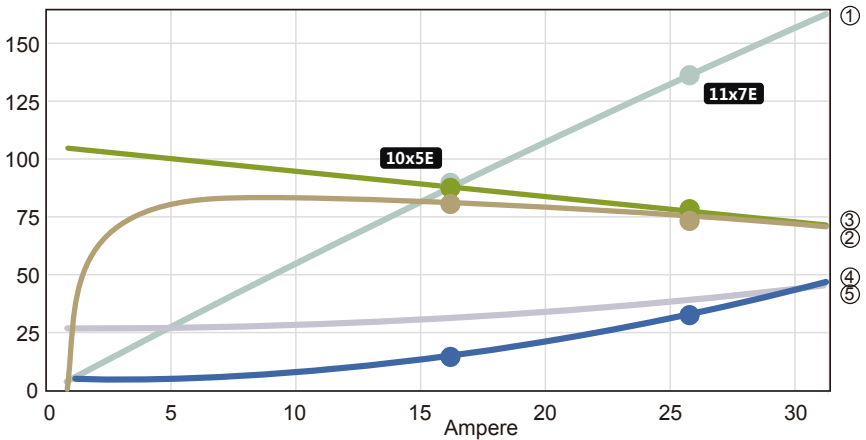
ECO 2316C (980KV)

11.1V Motor @ Optimum Efficiency 最佳效率点



- ① eI.Power [in 2W]
- ② Efficiency [%]
- ③ max. Revolutions [in 100rpm]
- ④ waste Power[W]
- ⑤ Motor Case Temp. [°C]

Motor Characteristics



Voltage (V)	Propeller (RPM)	Throttle (%)	Current (A)	Volage (V)	eI. Power (W)	Efficiency (%)	Thrust (g)	Spec. Thrust (g/W)
10x5E								
11.1V (3S LIPO)	3000	30	0.7	11.1	7.9	74.1	121	15.3
	3600	37	1.2	11.1	12.9	78.3	174	13.5
	4200	43	1.8	11.1	19.8	80.8	237	12
	4800	50	2.6	11.1	29.1	82.3	310	10.7
	5400	57	3.7	11	41	83.2	392	9.6
	6000	64	5.1	11	56	83.5	484	8.7
	6600	71	6.8	11	74.4	83.6	586	7.9
	7200	79	8.9	11	96.7	83.5	697	7.2
	7800	87	11.3	10.9	123.3	83.3	819	6.6
	8400	95	14.3	10.9	154.6	83	949	6.1
	8784	100	16.6	10.8	178.7	82.3	1038	5.8
11x7E								
11.1V (3S LIPO)	3000	32	1.4	11.1	15.2	78.8	226	14.8
	3500	38	2.2	11.1	23.8	80	307	12.9
	4000	44	3.2	11	35.3	80.4	401	11.4
	4500	51	4.6	11	50.4	80.3	508	10.1
	5000	57	6.3	11	69.4	79.9	627	9
	5500	64	8.5	11	93.1	79.3	758	8.1
	6000	72	11.2	10.9	121.9	78.6	902	7.4
	6500	79	14.5	10.9	156.6	77.8	1059	6.8
	7000	87	18.4	10.8	197.6	77	1228	6.2
	7500	95	23.1	10.7	245.8	76.1	1410	5.7
	7766	100	26.1	10.7	276.8	75.3	1512	5.5

14.8V Motor @ Optimum Efficiency 最佳效率点

Current
12.07
A

Voltage
14.5
V

Revolutions*
12719
rpm

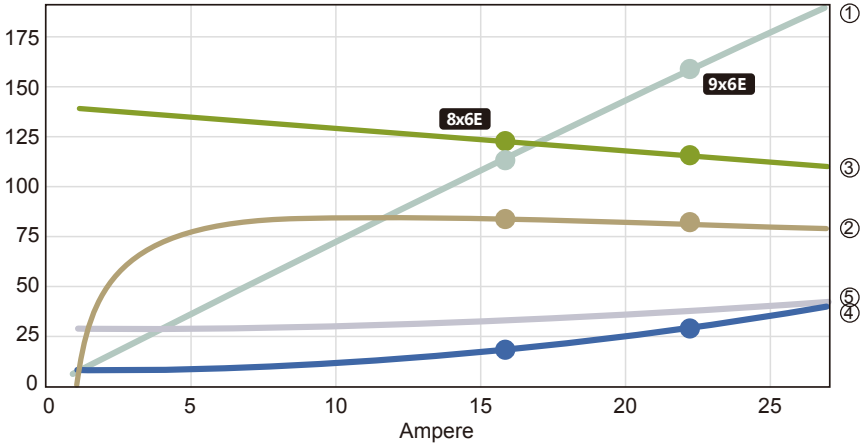
electric Power
175
W

mech. Power
149.3
W

Efficiency
85.3
%

- ① el.Power [in 2W]
- ② Efficiency [%]
- ③ max. Revolutions [in 100rpm]
- ④ waste Power[W]
- ⑤ Motor Case Temp. [°C]

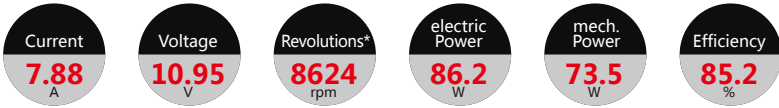
Motor Characteristics



Voltage (V)	Propeller (RPM)	Throttle (%)	Current (A)	Voltage (V)	el. Power (W)	Efficiency (%)	Thrust (g)	Spec. Thrust (g/W)
8x6E								
14.8V (4S LIPO)	4500	34	0.9	14.8	12.7	76.2	167	13.2
	5400	41	1.4	14.8	20.9	80.2	241	11.5
	6300	48	2.2	14.8	32.2	82.7	328	10.2
	7200	55	3.2	14.7	47.2	84.1	429	9.1
	8100	63	4.5	14.7	66.6	84.9	542	8.1
	9000	70	6.2	14.7	90.8	85.4	670	7.4
	9900	78	8.3	14.6	120.7	85.6	810	6.7
	10800	86	10.8	14.6	156.7	85.5	964	6.2
	11700	95	13.8	14.5	199.5	85.4	1132	5.7
	12266	100	16.1	14.4	232.2	84.7	1244	5.4
	9x6E							
4000	30	0.9	14.8	13.9	78.5	188	13.5	
4800	37	1.6	14.8	23.1	81.6	271	11.7	
5600	44	2.4	14.7	36	83.2	369	10.3	
6400	50	3.6	14.7	53.1	84.1	482	9.1	
7200	57	5.1	14.7	75.3	84.4	610	8.1	
8000	65	7.1	14.6	103.3	84.4	753	7.3	
8800	72	9.5	14.6	137.9	84.2	911	6.6	
9600	80	12.4	14.5	179.7	83.9	1085	6	
10400	88	16	14.4	229.6	83.5	1273	5.5	
11200	96	20.2	14.4	288.5	83	1476	5.1	
11550	100	22.5	14.3	320.7	82.2	1570	4.9	

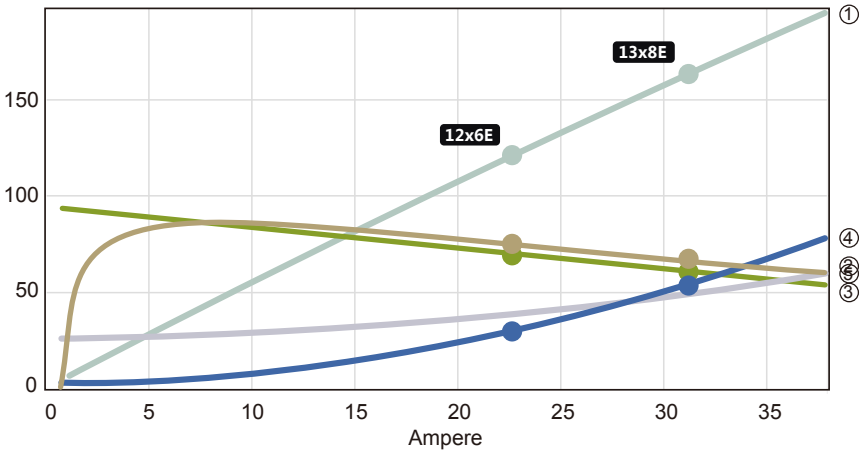
ECO 2316C (880KV)

11.1V Motor @ Optimum Efficiency 最佳效率点



- ① el.Power [in 2W]
- ② Efficiency [%]
- ③ max. Revolutions [in 100rpm]
- ④ waste Power[W]
- ⑤ Motor Case Temp. [°C]

Motor Characteristics



Voltage (V)	Propeller (RPM)	Throttle (%)	Current (A)	Voltage (V)	el. Power (W)	Efficiency (%)	Thrust (g)	Spec. Thrust (g/W)	
11.1V (3S LIPO)	12x6E								
	3000	36	1.7	11.1	18.3	79.4	251	13.7	
	3500	43	2.6	11.1	28.9	80	342	11.8	
	4000	50	3.9	11	43.1	80	446	10.4	
	4500	58	5.6	11	61.6	79.6	565	9.2	
	5000	65	7.8	11	85.3	79	697	8.2	
	5500	73	10.6	10.9	114.7	78.1	844	7.4	
	6000	82	13.9	10.9	150.6	77.3	1004	6.7	
	6500	91	18.1	10.8	193.8	76.3	1179	6.1	
	6985	100	23	10.7	245.3	75.1	1361	5.5	
	13x8E								
	2400	31	1.6	11.1	17.9	76.4	272	15.2	
	2800	37	2.6	11.1	28.5	76.3	371	13	
	3200	43	3.9	11	42.9	75.6	484	11.3	
	3600	50	5.7	11	61.8	74.6	613	9.9	
	4000	57	7.9	11	86.2	73.5	757	8.8	
	4400	64	10.8	10.9	116.7	72.2	916	7.8	
	4800	72	14.3	10.9	154.2	70.9	1090	7.1	
	5200	80	18.7	10.8	199.7	69.6	1279	6.4	
	5600	89	24	10.7	254.2	68.3	1483	5.8	
6000	98	30.3	10.6	318.5	67.1	1703	5.3		
6059	100	31.6	10.6	331.3	66.6	1736	5.2		

14.8V Motor @ Optimum Efficiency 最佳效率点

Current
10.3
A

Voltage
14.54
V

Revolutions*
11471
rpm

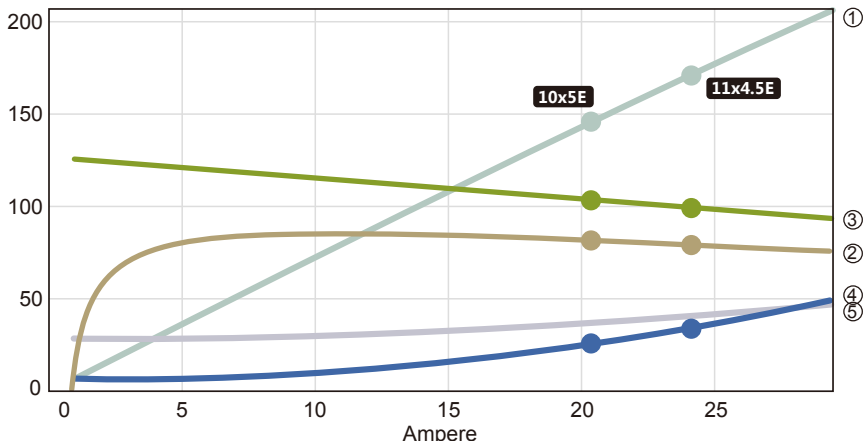
electric Power
149.8
W

mech. Power
128.1
W

Efficiency
85.5
%

- ① el.Power [in 2W]
- ② Efficiency [%]
- ③ max. Revolutions [in 100rpm]
- ④ waste Power[W]
- ⑤ Motor Case Temp. [°C]

Motor Characteristics



Voltage (V)	Propeller (RPM)	Throttle (%)	Current (A)	Voltage (V)	el. Power (W)	Efficiency (%)	Thrust (g)	Spec. Thrust (g/W)
14.8V (4S LIPO)	10x5E							
	3500	30	0.8	14.8	11.9	78	165	13.9
	4200	36	1.3	14.8	19.7	81.2	237	12
	4900	43	2.1	14.8	30.7	82.9	323	10.5
	5600	49	3.1	14.7	45.4	83.8	422	9.3
	6300	56	4.4	14.7	64.3	84.1	534	8.3
	7000	63	6	14.7	88.2	84.2	659	7.5
	7700	70	8.1	14.6	117.7	84	798	6.8
	8400	78	10.6	14.6	153.4	83.6	949	6.2
	9100	86	13.6	14.5	196.1	83.2	1114	5.7
	9800	94	17.2	14.4	246.4	82.7	1292	5.2
	10325	100	20.5	14.3	292.4	81.8	1434	4.9
	11x4.5E							
	3500	30	1	14.8	15.3	79.9	197	12.9
	4200	37	1.8	14.8	25.8	82	284	11
	4900	44	2.8	14.7	40.5	82.9	387	9.6
	5600	51	4.1	14.7	60.2	83.1	505	8.4
	6300	58	5.9	14.7	85.9	83	640	7.4
	7000	65	8.1	14.6	118.5	82.6	790	6.7
	7700	73	11	14.6	158.8	82	956	6
8400	81	14.4	14.5	207.8	81.3	1137	5.5	
9100	90	18.6	14.4	266.7	80.6	1335	5	
9800	99	23.7	14.3	336.3	79.8	1548	4.6	
9871	100	24.5	14.3	347.5	79.3	1570	4.5	